

CleanCare

PRODUCT RANGE
CATALOGUE



You never have to look far to find a Numatic vacuum keeping all industries clean ... right across the globe.

CleanCare vacuums continue to provide the latest in innovation across the full range. New "A" rated commercial energy saving vacuums provide "Greener" cleaning to all with improved cleaning performance.

In this catalogue you will find many new and exciting products using our latest research and technology coupled with an immense amount of good practical common sense. You will also see that our time tested professional designs have continued to develop and advance to meet the increasing demands of the worldwide cleaning industry.




Contents

Henry 200 and Henry 240	4-5	Microfilter and Hepa Range	18-19
ProSave and NuSave Range	6-7	Eco Dry	20-21
ProVac Range	8-9	CombiVac	22-23
Cordless Vac Range	10-11	Wet Vac Range	24-33
Steel Top Range	12-13	CleanTec Range	34-39
All Steel & Aircraft Range	14-15	Accessory kits	40-41
RucSac Vacuums	16-17		

Whichever CleanCare vacuum you choose, they all contain the same core values... Innovation, Quality and Value.

Henry_{HVR200} Henry_{HVR240}

The original Henry 200, a trusted and familiar face on the outside with the latest innovation inside.



Wand docking system



TriTex / HepaFlo filtration



On / Off power indicator (above shows Henry 240)



Numatic high efficiency longlife motor



10m cable rewind and storage system



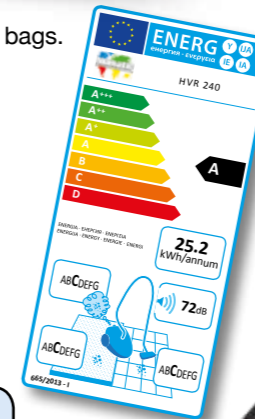
HVR200



HVR240

Henry 240, everything you love about your Henry but just that little bit bigger.

- **A Class**
Energy efficient, A rated.
- **High Efficiency Motor**
Numatic high efficiency longlife motor.
- **10 Metre Cable**
Easy reach, 10 metre cable and rewind storage system.
- **TriTex Filtration System**
Improves filtration, cleanliness and capacity.
- **Wand Docking**
Convenient, on-board wand docking storage.
- **HepaFlo**
Easy to change high efficiency HepaFlo bags. NVM-1CH pack of 10 PN: 604015
- **Professional Accessory Set**
A tool for every job, full accessory kit AS1 with stainless steel tube set.



On-board tool storage and wand docking

Model	Motor	Power	Suction H ² O	Kit	Drum Capacity	Cleaning Range	*Ready to use Weight	Dimensions WxLxH
HVR200	620W	230V AC 50/60Hz	2300mm	AS1	9L	26.4m	8.0kg	340x360x370mm
HVR240							9.0kg	360x370x415mm
Energy Efficiency		Cleaning Performance			Dust Re-emissions	Sound Power Level		
Class A-G	KWh/annum	Carpet A-G	Hard Floor A-G					
A	25.2	C	C	C	C			72dB

*Ready to use (Machine + Kit)

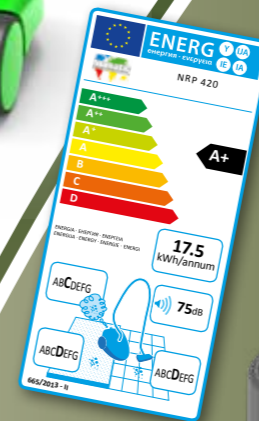
ProSave PSP180, PSP200, PSP370

A choice of 3 professional sizes all saving 50% in energy... performing 20% better. Designed to work for a living and work hard.

- **High Efficiency Motor**
Numatic high efficiency longlife motor.
- **10 Metre Cable**
Easy reach, 10 metre cable.
- **TriTex Filtration System**
Improves filtration, cleanliness and capacity.
- **Wand Docking**
Convenient, on-board wand docking storage.
- **HepaFlo**
Easy to change HepaFlo bags.
- **Professional Accessory Set**
A tool for every job, full accessory kit AH0 with aluminium tube set.
- **A Class**
Energy efficient, A rated.



On-board tool storage and wand docking



NuSave NRP420

How green is your clean? NuSave provides true Eco "A Plus" economy with 420W longlife performance.



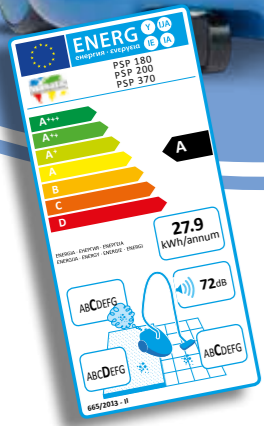
NRP420



PSP180

PSP370

PSP200



On / Off power indicator



Numatic high efficiency 420W longlife motor



12.5m Cable rewind storage system



Nucable easy replacement plugged cable system



ProFlo high efficiency combination floor tool



Numatic high efficiency longlife motor

6 (See page 40 for full accessories)

- **High Efficiency Motor**
Numatic high efficiency longlife motor.
- **12.5 Metre Cable**
Professional specification cable rewind system.
- **TriTex Filtration System**
Improves filtration, cleanliness and capacity.
- **On-board Accessory Storage**
Tools are always to hand.
- **Wand Docking**
Convenient, on-board wand docking and tool storage.
- **HepaFlo**
Easy to change high efficiency HepaFlo bags.
- **Professional Accessory Set**
A tool for every job, full accessory kit AS1 with stainless steel tube set.
- **A Class**
Energy efficient, A rated.

Model	Rated Motor Power	Power	Motor only Airflow	Suction H ₂ O	Kit	Drum Capacity	Cleaning Range	*Ready to use Weight	Dimensions (WxLxH)
PSP180	620W	230V AC 50/60Hz	48L/sec	2300mm	AH0	8L	26.4m	6.0kg	340x360x360mm
PSP200						9L		8.0kg	340x360x370mm
PSP370						15L		9.0kg	360x370x510mm
Model	Energy Efficiency		Cleaning Performance		Dust Re-emissions	Sound Power Level			
	Class A-G	KWh/annum	Carpet A-G	Hard Floor A-G					
PSP180 PSP200 PSP370	A	27.9	D	C	C	72dB			

*Ready to use (Machine + Kit)

Model	Motor	Power	Suction H ₂ O	Kit	Drum Capacity	Cleaning Range	*Ready to use Weight	Dimensions WxLxH
NRP420	420W	230V AC 50/60Hz	2300mm	AS1	9L	31.4m	9.0kg	360x370x415mm
Energy Efficiency		Cleaning Performance		Dust Re-emissions	Sound Power Level			
Class A-G	KWh/annum	Carpet A-G	Hard Floor A-G					
A	17.5	D	D	C	75dB			

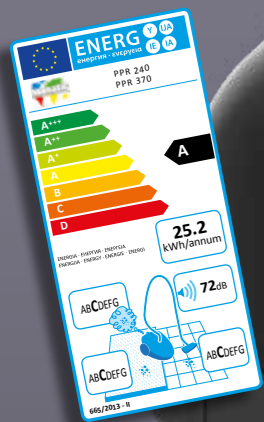
*Ready to use (Machine + Kit)

(See page 40 for full accessories) 7

ProVac PPR240, PPR370

When a vacuum cleaner is used six or more hours a day it is demanding on both the user and the machine, only the best will do!

- **High Efficiency Motor**
Numatic high efficiency longlife motor.
- **12.5 Metre Cable**
Professional specification cable rewind system.
- **TriTex Filtration System**
Improves filtration, cleanliness and capacity.
- **Wand Docking**
Convenient, on-board wand docking storage.
- **HepaFlo**
Easy to change high efficiency HepaFlo bags.
- **Professional Accessory Set**
A tool for every job, full accessory kit AS1 with stainless steel tube set.
- **A Class**
Energy efficient, A rated.



PPR370



Easy change plugged cable



On / Off power indicator



On-board tool storage and wand docking



PPR240

Model	Rated Motor Power	Power	Motor only Airflow	Suction H ² O	Kit	Drum Capacity	Cleaning Range	*Ready to use Weight	Dimensions (WxLxH)
PPR240	620W	230V AC 50/60Hz	48L/sec	2300mm	AS1	9L	31.4m	9.0kg	360x370x415mm
PPR370						15L		10.0kg	360x370x510mm
Model	Energy Efficiency		Cleaning Performance		Dust Re-emissions	Sound Power Level			
	Class A-G	KWh/annum	Carpet A-G	Hard Floor A-G					
PPR240 PPR370	A	25.2	C	C	C	72dB			

*Ready to use (Machine + Kit)

ProVac PPT220, PPT390

An innovative vacuum design providing ease of handling and the total convenience of lift off storage for all the cleaning essentials.

Using the optional extra caddy (red, blue, green or yellow) the PPT can accommodate even more storage, if required.

- **12.5 Metre Cable**
Professional specification cable rewind system.
- **TriTex Filtration System**
Improves filtration, cleanliness and capacity.
- **Trolley Design**
Lift off storage caddy with the option of adding a second. Telescopic handle for ease of transit and compact storage.
- **On the Move**
Large rear wheels provide stability and ease of transport on stairways.
- **Plugged Mains Cable**
Cable replacement is quick and easy, if required.



PPT220




PPT safe and secure docking system



Swing and lift off caddy system



PPT390



Model	Rated Motor Power	Power	Motor only Airflow	Suction H ² O	Kit	Drum Capacity	Cleaning Range	*Ready to use Weight	Dimensions (WxLxH)
PPT220	620W	230V AC 50/60Hz	48L/sec	2300mm	AS1	9L	31.4m	12.3kg	355x355x615mm
PPT390						15L		12.6kg	355x355x655mm
Model	Energy Efficiency		Cleaning Performance		Dust Re-emissions	Sound Power Level			
	Class A-G	KWh/annum	Carpet A-G	Hard Floor A-G					
PPT220 PPT390	A	25.2	C	C	C	72dB			

*Ready to use (Machine + Kit)

(See page 40 for full accessories) 9

CordLESS NBV190, PBT230, RSB140

36V cordless vacuum innovation presents performance, simplicity, convenience and total freedom... any time... any where.

There are many occasions when cordless professional cleaning is the most simple solution in difficult circumstances, avoiding any conflict with the public and concerns in complying with increasing issues of Health and Safety and increasing regulations in such applications as the cleaning of aircraft.

- **36V Battery Pack**
Exclusive lithium polymer 36V battery pack.
- **Charging Station**
Off-board charger keeps you cleaning for longer.
- **Cleaning Choice**
Three models to suit all professional cleaning applications.
- **LED Charge Indicator**
Leaves nothing to chance you'll know exactly how much charge you have.
- **2 Speed Selection**
Select the power you need when you need it.
- **TriTex Filtration System**
Improves filtration, cleanliness and capacity.
- **HepaFlo**
Easy to change high efficiency HepaFlo bags.



Quick and easy battery change

Optional extra battery pack

Battery charger system included



Secure battery system (RSB)



Swing and lift off caddy system (PBT230)



Battery power indicator (NBV and PBT display shown)



NBV190



RSB140




PBT230

Model	Rated Motor Power	Power Lithium Polymer	Motor only Airflow	Suction H ² O	Kit	Drum Capacity	Runtime	Charge Time	*Ready to use Weight	Dimensions (WxLxH)
NBV190	250W	36V	20L/sec	1000mm	AA29E	8L	30mins	3.5hr	8.38kg	340x340x340mm
PBT230					AA30E	9L			10.35kg	355x355x615mm
RSB140					AA30E	6L			8.67kg	250x360x550mm


*Ready to use (Machine + Kit)

SteelTop NVQ200, NVQ370, NVQ380

The “Steel Top” originals are an essential part of our history but, at the same time, have established themselves in a whole range of applications to be the quality and performance standards against which we will be judged for years to come.



NVQ380
Steel and Structofoam construction




TwinFlo 2 stage high efficiency motor




Nucable easy replacement plugged cable system

- **Built to Last**
All steel deep-drawn power head provides a structure of exceptional strength.
- **Noise Reduction**
Patented Microtec noise reduction system.
- **Professional and Powerful**
Longlife professional TwinFlo motor.
- **HepaFlo**
Easy to change high efficiency HepaFlo bags.
- **TriTex Filtration System**
Improve filtration, cleanliness and capacity.
- **Nucable System**
Quick and simple cable replacement, saving on expensive repairs due to damaged cables.
- **Professional Accessory Kit**
Accessory kit AS1 incorporates a stainless steel tube set.



HepaFlo bags, clean to use and easy to empty



Professional specification throughout

Model	Rated Motor Power	Power	Motor only Airflow	Suction H ² O	Kit	Drum Capacity	Cleaning Range	*Ready to use Weight	Dimensions (WxLxH)
NVQ200	780W	230V AC 50/60Hz	48L/sec	2350mm	AS1	9L	26.4m	9.65kg	355x355x435mm
NVQ370						10.0kg		355x355x485mm	
NVQ380						11.35kg		355x355x485mm	
Model	Energy Efficiency		Cleaning Performance		Dust Re-emissions	Sound Power Level			
	Class A-G	KWh/annum	Carpet A-G	Hard Floor A-G					
NVQ200 NVQ370 NVQ380	B	32.5	C	C	D	75dB			

*Ready to use (Machine + Kit)

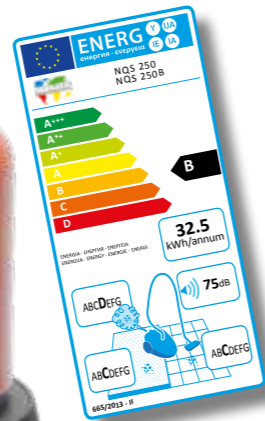
AllSteel NQS250, NQS250B

The all steel construction of today's NQS models is where the Numatic story started.

We learnt from the 250 that the commercial cleaning business was rough and tough but, having said that, the majority of our early machines are still working 20+ years later.



Nucleable easy replacement plugged cable system



- **Professional Accessory Kit**
Accessory kit AS1 incorporates all that is needed for the professional cleaner.
- **Nucleable System**
Nucleable allows quick and simple cable replacement, saving on expensive repairs due to damaged cables.
- **TriTex Filtration System**
Improve filtration, cleanliness and capacity.
- **HepaFlo**
Easy to change high efficiency HepaFlo bags.
- **B Class**
Energy efficient, A rated.
- **All Steel Construction**
Tough and hard wearing, built for years of professional use.



NQS250



Choice of blower or diffuser system



TwinFlo 2 stage high efficiency motor

Model	Rated Motor Power	Power	Motor only Airflow	Suction H ² O	Kit	Drum Capacity	Cleaning Range	*Ready to use Weight	Dimensions (WxLxH)
NQS250	780W	230V AC 50/60Hz	43L/sec	2350mm	AS1	9L	26.4m	10.0kg	340x340x395mm
NQS250B								10.0kg	
Model	Energy Efficiency		Cleaning Performance		Dust Re-emissions	Sound Power Level			
	Class A-G	KWh/annum	Carpet A-G	Hard Floor A-G					
NQS250/B	B	32.5	C	C	D	75dB			

*Ready to use (Machine + Kit)

AirCRAFT AVQ250, AVQ380

These machines are built to an exacting 110V / 400Hz standard of operation, suitable for most aircraft on-board power supply systems.

Seriously strong in construction, generous accessories to a 38mm (1½") standard, designed to clean aircraft and clean them well.



TriTex filtration



RSAV130 Aircraft RucSac Vac



ProFlo heavy duty floor tool



AVQ380

- **Built to Last**
All steel deep-drawn power head and superb 4 wheel mobility and stability.
- **Noise Reduction**
Patented Microtec noise reduction system.
- **Professional and Powerful**
TwinFlo motor performance.
- **HepaFlo**
Easy to change high efficiency HepaFlo bags.
- **TriTex Filtration System**
Improve filtration, cleanliness and capacity.
- **RucSac Option Available**
See page 17 for more details.

Model	Rated Motor Power	Power	Motor only Airflow	Suction H ² O	Kit	Drum Capacity	Cleaning Range	*Ready to use Weight	Dimensions (WxLxH)
AVQ250	960W	110V 400Hz	47L/sec	2500mm	BS15	9L		10.62kg	340x340x395mm
AVQ380			42L/sec	2400mm	A30A	15L	43.2m	11.82kg	355x355x485mm
RSAV130							6L		7.37kg

*Ready to use (Machine + Kit)

CordLess RucSac RSB140

The tremendous advantage of a cordless RucSac cleaner will be more than obvious, **NO CABLE**, allowing it to be used in numerous difficult situations with exceptional results.

Perfect for use in stairways, congested areas, busy pedestrian zones, cleaning aircraft, buses, even cinemas.



RSB140

Model	Rated Motor Power	Power Lithium Polymer	Motor only Airflow	Suction H ₂ O	Kit	Drum Capacity	Runtime	Charge Time	*Ready to use Weight	Dimensions (WxLxH)
RSB140	250W	36V	20L/sec	1000mm	AA30E	6L	30mins	3.5hr	8.67kg	250x360x550mm

*Ready to use (Machine + Kit)

Battery charger system included



Optional extra battery pack

- **User Comfort**
Convenience and safety with an ergonomically designed comfortable harness.
- **36V Battery Pack**
Exclusive lithium polymer 36V battery pack.
- **Charging Station**
Universal charger keeps you cleaning for longer.
- **LCD Charge Indicator**
Leaves nothing to chance you'll know exactly how much charge you have.
- **TriTex Filtration System**
Improves filtration, cleanliness and capacity.
- **HepaFlo**
Easy to change high efficiency HepaFlo bags.



On / Off and charge indicator

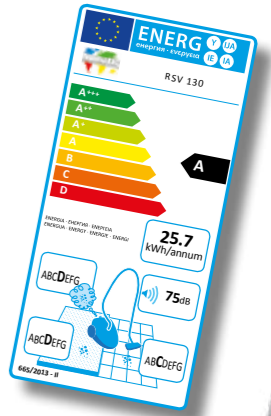


Secure battery lock system

RucSac RSV130

When it comes to congested environments there can be no doubt that the practical features of the RSV (RucSac Vac) brings with it great advances in convenience cleaning.

The RSV produces vastly improved results by virtue of the old adage "the right machine for the right job". In many countries RucSac cleaning has become commonplace with substantial improvements in cost effective operation.



- **User Comfort**
Convenience and safety with an ergonomically designed comfortable harness.
- **High Efficiency Filtration**
Extra large filter system and 3-stage HepaFlo disposable dust bags.
- **Professional Accessory Kit**
Accessory kit incorporates all that is needed for quick and efficient cleaning of all surfaces.
- **A Class**
Energy efficient, A rated.



RSV130



Secure and comfortable harness



RSV mains hand control

(RSV130 Aircraft RucSac Vac specifications on page 15)

Model	Rated Motor Power	Power	Motor only Airflow	Suction H ₂ O	Kit	Drum Capacity	Cleaning Range	*Ready to use Weight	Dimensions (WxLxH)
RSV130	620W	230V AC 50/60Hz	48L/sec	2300mm	AS30	6L	31.4m	7.0kg	250x360x440mm
Model	Energy Efficiency		Cleaning Performance		Dust Re-emissions	Sound Power Level			
	Class A-G	KWh/annum	Carpet A-G	Hard Floor A-G					
RSV130	A	25.7	D	C	D	75dB			

*Ready to use (Machine + Kit)


(See page 40 for full accessories) 17

MicroFilter MFQ370, CRQ370

Hospitals, clinics, clean rooms...
high performance, Hepa filtration and
confidence, that's what it's all about.

MicroFilter models are certified to an exceptional 99.95% efficiency with every one tested and certified before leaving the factory. Where Clean Room Class 100 standards are required the CRQ370 has been designed to provide operational performance of 100% down to a particle size of 0.1µm.

- **High Efficiency Filtration**
Tested to EN1822 standard.
- **Professional Specification**
Steel motor head construction.
- **HepaFlo Bags**
Uses standard HepaFlo bags, clean and easy to empty.



CRQ370



MFQ370

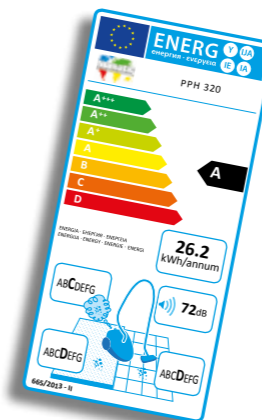


CRQ370

Hepa PPH320

The PPH has all the many advanced features of the ProVac model range with an additional Hepa filter module achieving an exceptional H13 EN1822 standard.

- **Professional Accessory Kit**
Accessory kit incorporates stainless steel tube set.
- **Plugged Rewind System**
Quick and simple cable replacement saving on expensive repairs and down-time due to damaged cables.
- **HEPA MicroFilter Module**
The compact HEPA module design is incorporated into the head design resulting in efficient filtration, use and storage.
- **HepaFlo**
Easy to change high efficiency HepaFlo bags.
- **A Class**
Energy efficient, A rated.



PPH320



PPH320



H13 Hepa filtration module (EN1822)



Easy replacement plugged cable system

Model	Rated Motor Power	Power	Motor only Airflow	Suction H ² O	Kit	Drum Capacity	Cleaning Range	*Ready to use Weight	Dimensions (WxLxH)
PPH320	620W	230V AC 50/60Hz	48L/sec	2300mm	AS1	12L	31.4m	10.0kg	355x355x465mm
MFQ370	780W					15L	26.4m	11.0kg	355x355x485mm
CRQ370	960W					A1	10L	11.5kg	
Model	Energy Efficiency		Cleaning Performance		Dust Re-emissions	Sound Power Level			
	Class A-G	KWh/annum	Carpet A-G	Hard Floor A-G					
PPH320	A	26.2	D	D	C	72dB			
MFQ370	B	32.5		C	D	75dB			

CRQ Specialist vacuum does not require Eco rating. *Ready to use (Machine + Kit)

EcoDry NVQ570, NVDQ570

Power and performance in industrial terms needs to be matched to longlife, reliability and user satisfaction.

The NVQ Industrial range uses Structofoam construction, it doesn't dent, crack or deteriorate but, equally, has no weight penalty. The 570 provides an easily transported industrial vacuum with plenty of capacity for most applications and a choice of one or two motor specifications.



Nucable easy replacement plugged cable system



NVQ570 (Single motor)

NVDQ570 (Dual motor)

- AirFlo Design**
 Directs efficient movement of air through the vacuum increasing performance by more than 30% throughout the operating range.
- Structofoam Construction**
 Heavy duty Structofoam used in both head and body construction, built to endure years of hard industrial use.
- Nucable System**
 Power cables can be changed without the need for an electrical engineer.
- On the Move**
 570 models are fitted with professional fully directional castors whilst the 900's are also equipped with large rear wheels, both providing excellent mobility even in the most demanding applications.



HepaFlo dust bag and Airflo system

EcoDry NVQ900, NVDQ900

With excellent manoeuvrability the 900 is ideal for numerous trades where it must frequently be moved from place to place while still requiring a large and generous working capacity.



NVQ900 (Single motor)

NVDQ900 (Dual motor)



Large rear wheels providing excellent mobility



High efficiency ProFlo dry floor tool

Model	Rated Motor Power	Power	Motor only Airflow	Suction H ² O	Kit	Drum Capacity	Cleaning Range	*Ready to use Weight	Dimensions (WxLxH)
NVQ570	960W	230V AC 50/60Hz	48L/sec	2300mm	BA2	23L	26.8m	16.5kg	415x415x645mm
NVDQ570	960Wx2		96L/sec					18.7kg	
NVQ900	960W		48L/sec			40L		25.2kg	490x800x880mm
NVDQ900	960Wx2		96L/sec					27.7kg	

*Ready to use (Machine + Kit)

CombiVac CV570, CVD570, CV900, CVD900

The unique filter system in the CombiVac enables the user to switch from dry to wet pick-up without the need to change filters or kits.

The tough Structofoam construction doesn't dent, scratch or deteriorate but is light in weight and resists all standard cleaning chemicals.

CV570 (Single motor)
CVD570 (Dual motor)



CV900 (Single motor)
CVD900 (Dual motor)



Giant wet and dry primary basket filter



Clean, dry floors again and again

- **Wet and Dry Pick-up**
No need to change kit or filter.
- **Washable Filter System**
High efficiency dual washable filter system.
- **High Quality Accessories**
BS8 kit with stainless steel tube set.
- **Structofoam Construction**
Heavy duty Structofoam used in both head and body construction, built to endure years of hard industrial use.
- **Convenient Emptying**
Emptying couldn't be easier using the unique tipping handle (900 model).



Wet and dry system



CVD900 (Dual motor)

Model	Rated Motor Power	Power	Motor only Airflow	Suction H ₂ O	Kit	Dry/Wet Capacity	Cleaning Range	*Ready to use Weight	Dimensions (WxLxH)
CV 570	1060W	230V AC 50/60Hz	49L/sec	2400mm	BS8	13L	26.8m	16.3Kg	415x415x645mm
CVD 570	1060Wx2		98L/sec					18.5Kg	
CV 900	1060W		49L/sec			30L		25.2Kg	490x800x880mm
CVD 900	1060Wx2		98L/sec					27.7Kg	

*Ready to use (Machine + Kit)

WetVac WV370, WV380

The WV370 and WV380 are by design, wet or dry vacuum cleaners that perform totally without compromise in either mode.

We know full well that when you want to use as a dry machine, performance must be as good as a dry-only machine, big filters and the option of giant HepaFlo disposable dust bags ensure a high standard of operation.

Similarly, when required for wet work, a quick switch of the dry filter for the wet float valve and a change of floor nozzle will give you equally professional performance and a clean, dry floor at the end of it all.



WV370

WV380

- Wet or Dry**
 Professional results in either mode, accessories provided for both wet and dry use.
- Compact**
 Easy to store compact design, always close to hand when needed.
- Tough Professional Construction**
 For especially tough conditions the WV380 Structofoam drum design is ready for anything professional use will throw at it.



Safety net filter and float assembly



High efficiency ProFlo wet floor tool



Convenient easy carry handle

Model	Rated Motor Power	Power	Motor only Airflow	Suction H ² O	Kit	Dry/Wet Capacity	Cleaning Range	*Ready to use Weight	Dimensions (WxLxH)
WV370	1060W	230V AC 50/60Hz	49L/sec	2400mm	AA12	15/9L	26.8m	8.65kg	355x355x510mm
WV380								10.15kg	355x355x510mm

*Ready to use (Machine + Kit)

WetVac WV470

The WV470 provides a larger alternative to the 370/380 series, with twice the capacity but to the same high performance standard be it wet or dry.

The folding handle design allows easy movement when in use, whilst being compact to store.

Large rear wheels provide stability and make light work of obstacles during transit.

The accessory kit provides tools for both wet and dry operation with lightweight aluminium tube set as standard.



WV470



Fold down transit handle WV470



Large rear wheels

- Wet or Dry**
 Professional results in either mode. Accessories provided for both wet and dry use.
- Compact & Capable**
 Compact with a small foot-print the 470 provides an impressive 20L Wet / 27L Dry capacity.
- Folding Handle**
 The transit handle makes life easy when you need it and folds away when you don't... simple!
- On the Move**
 Not everywhere will be flat and smooth, large rear wheels and directional castors make transporting the 470 easy, even when full.
- Easy Emptying**
 Fitted with easy empty handle providing simple and clean emptying (WV470).

Model	Rated Motor Power	Power	Motor only Airflow	Suction H ² O	Kit	Dry/Wet Capacity	Cleaning Range	*Ready to use Weight	Dimensions (WxLxH)
WV470	1060W	230V AC 50/60Hz	49L/sec	2400mm	AA12	27/20L	26.8m	11.15kg	358x450x710mm

*Ready to use (Machine + Kit)

WetVac *WV570, WVD570, WV900, WVD900*

The mid range EcoWet 570 and 900 designs are classics in every respect both in design and manufacture.

EcoWets have now been raised to our full 38mm (1½") standard, providing performance enhancements allowing single motor models to perform to improved standards. Both models use complete Structofoam construction, an exceptionally tough compound that doesn't dent, scratch or deteriorate and yet it is lightweight and resists all standard cleaning chemicals.



WV570 (Single motor)
WVD570 (Dual motor)

WV900 (Single motor)
WVD900 (Dual motor)

WV900 / WVD900
Tip empty system

- Wet or Dry**
Professional results in either mode, professional accessories provided for both wet and dry use.
- Structofoam Construction**
Heavy duty Structofoam used in both head and body construction.
- Nucable System**
Power cable can be replaced without the need for an electrical engineer.
- Easy Emptying**
Both models are quick, clean and simple to empty. The 900's are equipped with a unique tipper handle.
- Professional and Powerful**
Longlife professional TwinFlo bypass motor.



400mm wet pick-up nozzle



Large 250mm rear wheels



Nucable easy replacement plugged cable system



Safety net filter and float assembly



Twin motor power option

Model	Rated Motor Power	Power	Motor only Airflow	Suction H ² O	Kit	Dry/Wet Capacity	Cleaning Range	*Ready to use Weight	Dimensions (WxLxH)
WV570	1060W	230V AC 50/60Hz	49L/sec	2400mm	BS8	23/15L	26.8m	16.3kg	415x415x645mm
WV900			98L/sec			40/32L		25.2kg	490x800x880mm
WVD570	1060W x 2		23/15L			18.5kg		415x415x645mm	
WVD900			40/32L			28.0kg		490x800x880mm	

*Ready to use (Machine + Kit)

WetVac WV1800DH, WVD1800DH, WVD1800AP

The "1800" big capacity models are simply unsurpassed within their field.

The Structofoam construction is unequalled, a selection of one or two motor options, 38mm (1½") accessories in stainless steel. Simply, as good as you can get.

The power head is fully Structofoam by design, incorporating TwinFlo 2-stage bypass motors and the Nucable plugged replaceable cable facility is an added feature.



Auto submersible pump (AP model)



Safety trash basket



Rear dump hose (DH Models)



Rear discharge outlet (AP Model)



10m Discharge hose for AP

- **Structofoam Construction**
Heavy duty Structofoam used in both head and body construction.
- **Nucable System**
Power cables can be changed without the need for an electrical engineer.
- **Auto Emptying**
Auto pump models provide for continuous operation pumping out literally as much water as you can take in.
- **Professional and Powerful**
Longlife professional TwinFlo bypass motor.



WVD1800AP (Dual motor)



WVD1800DH (Dual motor)

Model	Rated Motor Power	Power	Motor only Airflow	Suction H ² O	Kit	Wet Capacity	Cleaning Range	*Ready to use Weight	Dimensions (WxLxH)
WVD1800AP*	1060W x 2	230V AC 50/60Hz	98L/sec	2400mm	BS7	70L	26.8m	40.4kg	684x785x935mm

*AP= Auto pump (500W) *Ready to use (Machine + Kit)

Model	Rated Motor Power	Power	Motor only Airflow	Suction H ² O	Kit	Wet Capacity	Cleaning Range	*Ready to use Weight	Dimensions (WxLxH)
WV1800DH*	1060W	230V AC 50/60Hz	49L/sec	2400mm	BS7	70L	26.8m	31.5kg	684x785x935mm
WVD1800DH*	1060W x 2		98L/sec					34.0kg	

*DH= Dump hose *Ready to use (Machine + Kit)

WetVac WVD2000DH, WVD2000AP

The 2000 wet series is the epitome of heavy duty, Duplex professional machines that have been giving users their best performance for more than 20 years.

Like the full range of wets, the 2000 series has been enhanced by increased efficiency in terms of wet pick-up, working better and quicker than ever before. You will find the 2000's trundling over building sites and used by fire crews in fire and flood damage applications. In fact, wherever there is lots of water to be collected, or for continuous pumping operations, there you will find the 2000 auto pump models, and you literally will not find better.

- **On the Move**
A heavy duty steel external chassis makes light work of transportation even when at the full capacity of 70 litres.
- **Auto Emptying**
Auto pump models provide for continuous operation pumping out literally as much water as you can take in.
- **Professional and Powerful**
Longlife professional TwinFlo bypass motors.
- **Structof foam**
Heavy duty Structof foam head construction, built for years of hard use.
- **Industrial Accessories**
Full 38mm (1½") with long hoses and stainless steel tube set.



WVD2000AP



AP submersible pump system



10m Discharge hose for AP




Nucable easy replacement plugged cable system



WVD2000AP



WVD2000DH Dump hose



Bypass TwinFlo motor



WVD2000DH

Model	Rated Motor Power	Power	Motor only Airflow	Suction H ₂ O	Kit	Wet Capacity	Cleaning Range	*Ready to use Weight	Dimensions (WxLxH)
WVD2000DH*	1060W x 2	230V AC 50/60Hz	98L/sec	2400mm	BS7	70L	26.8m	28.9kg	640x530x970mm
WVD2000AP*								36.4kg	

*AP= Auto pump (500W) DH= Dump hose *Ready to use (Machine + Kit)

WetVac Battery *WVB750, WVDB750*

24V Freedom for 101 reasons... and no two of these are the same!

The whole cordless concept of this battery powered machine, is to provide convenience where accessibility to a normal mains supply is simply not possible, or not acceptable for reasons of safety or logistics.

The machines' specifications from top to bottom are without doubt to the highest of standards, with a choice of Simplex 1 motor or Duplex 2 motor models.

The stainless steel construction incorporates twin 56 amp / hour gel batteries and their own dedicated charger system. The container is totally resistant to all forms of deterioration, ensuring a longlife design with outstanding appearance and performance.

A formidable cordless package that will go anywhere, any time.



WVB750 (Simplex)
WVDB750 (Duplex)



Safety net filter and float assembly



Large transit wheels



On-board charger, easily accessible



Simple on / off switch



WVB750 (Simplex)
WVDB750 (Duplex)

- Choice of Motor**
 Simplex 1 motor power head (WVB750)
 Duplex 2 motor power head (WVDB750)
- 31L Dry / 22L Wet Capacity**
 Professional results in either mode, professional accessories provided for both wet and dry use.
- High Performance Gel Batteries**
 2.5 hours of runtime with the Simplex model, and for extra performance the Duplex version with 1.25 hours of running time between charges.
- On-board Charger**
 Twin 56 amp / hour gel batteries and their own dedicated charger system.
- Large Transit Wheels**
 Not everywhere will be flat and smooth, large rear wheels and directional castors make transporting the 750 easy, even when full.
- Detachable Container**
 The stainless steel container is totally resistant to all forms of deterioration, ensuring a longlife design with outstanding appearance and performance.
- Professional Accessory Set**
 A tool for every job, full accessory kit BS8 with stainless steel tube set.



Clean, dry floors again and again

Model	Rated Motor Power	Power	Kit	Dry Capacity	Wet Capacity	Runtime	Re-charge Time	*Ready to use Weight	Dimensions (WxLxH)
WVB750	430W	230/240V AC 50/60Hz	BS8	31L	22L	2.5hr	10hr	70.2kg	455x550x1025mm
WVDB750	860W					1.25hr		72.2kg	

*Ready to use (Machine + Kit)

CleanTec CT370, CT470

There really is nothing quite so useful as a small, compact CleanTec machine that provides the combination of a PowerFlo liquid pump supply and efficient wet pick-up facility... all incorporated in one unit.

Mainly used in the cleaning of carpets and upholstery these machines can be equally effective on hard floors where there is a need for localised scrubbing and wet pick-up operation.




CT470

CT370



Fishtail extraction



Fold down transit handle CT470



Hand upholstery and stair tool



Quick release cleaning liquid connector



Large rear wheels provide stability



Simple controls

- All Purpose 4 in 1**
 Wet, Spray extraction carpet cleaning and upholstery cleaning / car valeting.
- Tank Within a Tank**
 Simple, clean and efficient. This unique design allows an easy to fill and quick to change system.
- Compact**
 Easy to store and always on hand, ready for anything.
- Professional and Powerful**
 Longlife professional TwinFlo bypass motor.
- On the Move**
 Large rear wheels provide stability during transportation. The CT470 is equipped with a handy folding handle, great for moving, great for storage.
- Professional Accessory Kit**
 Accessory kit incorporates stainless steel tube set.

Model	Rated Motor Power	Power	Motor only Airflow	Suction H ² O	Kit	Dry/Wet Capacity	Cleaning Range	*Ready to use Weight	Dimensions (WxLxH)
CT370	1060W	230V AC 50/60Hz	49L/sec	2400mm	A40A	15/9L	26.8m	11.23kg	355x355x510mm
CT470						27/20L		14.4kg	

*Ready to use (Machine + Kit)

CleanTec CT570, CTD570

The 570 series has become the most popular contractors' extraction cleaner by choice... and this is not by chance, but by design.

The Structofoam 570 is available in both one and two motored models built to the full TwinFlo specification and incorporating our Powerflo' pump and quick connect liquid system. The containers are also full Structofoam incorporating our unique "tank within a tank" system to maintain a compact and usable size.

- **All Purpose 4 in 1**
Wet, Spray extraction carpet cleaning and upholstery cleaning / car valeting.
- **Structofoam Construction**
Heavy duty Structofoam used in both head and body construction.
- **Nucable System**
Power cables can be changed without the need for an electrical engineer.
- **Professional and Powerful**
Longlife professional TwinFlo bypass motors.
- **Tank within a Tank**
Simple, clean and efficient. This unique design allows an easy to fill and quick to change system.
- **Full Accessory Kit**
Supplied with carpet, upholstery cleaning and wet accessories.



CT570
CTD570



Fishtail aluminium injection / extraction system



Upholstery nozzle

Model	Rated Motor Power	Power	Motor only Airflow	Suction H ₂ O	Kit	Dry/Wet Capacity	Cleaning Range	*Ready to use Weight	Dimensions (WxLxH)
CT570	1060W	230V AC 50/60Hz	49L/sec	2400mm	A41A	23/15L	26.8m	18.98kg	415x415x645mm
CTD570	1060Wx2		98L/sec					20.0kg	

*Ready to use (Machine + Kit)

CleanTec CT900, CTD900

The 900 is our largest machine to incorporate the compact "tank within a tank" design.

The 900's come in two models, one-motored or two-motored, both incorporating our TwinFlo bypass motors and integrated Powerflo' pump system. The pump system injects the cleaning solution deep into the carpets in a continuous deep cleaning cycle and these bigger machines will cover an area more than three times that of our smaller machines, without the need for emptying, this is especially important in office blocks and high rise apartment blocks.

- **All Purpose 4 in 1**
Wet, Spray extraction carpet cleaning and upholstery cleaning / car valeting.
- **Tank Within a Tank**
Simple, clean and efficient. This unique design allows an easy to fill and quick to change system.
- **Structofoam Construction**
Heavy duty Structofoam used in both head and body construction.
- **Easy to Empty**
The unique tipper system incorporated within the chassis design allows for the machine to be emptied in floor drains or WC's where available.
- **On the Move**
Large rear wheels provide stability during transportation.
- **Nucable System**
Power cables can be changed without the need for an electrical engineer.
- **Full Accessory Kit**
Supplied with carpet, upholstery cleaning and wet accessories.



CT900
CTD900



Tank within a tank



Upholstery nozzle



Tip empty system

Model	Rated Motor Power	Power	Motor only Airflow	Suction H ₂ O	Kit	Dry/Wet Capacity	Cleaning Range	*Ready to use Weight	Dimensions (WxLxH)
CT900	1060W	230V AC 50/60Hz	49L/sec	2400mm	A41A	40/32L	26.8m	25.28kg	490x800x880mm
CTD900	1060Wx2		98L/sec					27.78kg	

*Ready to use (Machine + Kit)

Hi-Lo CleanTec NHL15

The CleanTec NHL15 has been designed from the ground up to reflect the need for quick and effective carpet care with the minimum of preparation and effort.

Almost every carpet cleaning task is made up of two areas, heavily soiled high traffic areas and a much larger area of carpet only lightly soiled.

The Hi-Lo system allows you to select the Hi pressure for heavily soiled areas and the Lo pressure for lesser soiled areas. This gives you the control you need reducing carpet wetting in areas where carpets need less cleaning penetration.

- Let the Weight do the Work**
 Our TriJet carpet extraction head is of full aluminium construction inclusive of our EasyFlo movement system to ensure professional performance.
- Easy to Empty**
 Two separate emptying systems, full removal of the dirty water tank or, where this is not practical, an integrated dump hose.
- Pressure When you Need it**
 Hi-Lo system allows pressure selection between Hi 4 Bar (60 psi) and Lo pressure 2 Bar (30 psi).
- On the Move**
 4 Wheel mobility and convenient handle provide total ease of transportation.



Easy dirty water tank removal



Upholstery and spot cleaning extraction tool



NHL15



High performance three jet carpet extraction head

38 (See page 41 for full accessories)



Dump hose empty option



Hi / Lo performance control

Model	Rated Motor Power	Power	Motor only Airflow	Suction H ² O	Kit	Extraction Capacity	Cleaning Range	*Ready to use Weight	Dimensions (WxLxH)
NHL15	1060W	230V AC 50/60Hz	49L/sec	2400mm	BS27	15L	26.8m	35.0kg	435x425x725mm

*Ready to use (Machine + Kit)

Accessories *32mm Kits*

AS1 607360



AH0 903754



AH1 607363



XS1 607362



AA12 607240



AA30E 607395



AS30 607298




AA29E 607391




A30A 607817



A40A 607147



A41A 607148



A1 607201



Accessories *38mm Kits*

BA2 607164



BS7 607249



BA15 607188



BS8 607241



BS27 607248





**Numatic International
Limited,**

Chard, Somerset,
TA20 2GB,
UNITED KINGDOM

Tel: 01460 68600
Fax: 01460 68458

www.numatic.co.uk



**Numatic International
S.A.S,**

13/17 rue du Valengelier,
EAE la Tuilerie,
77500 Chelles,
FRANCE

Tel: 01 64 72 61 61
Fax: 01 64 72 61 62

www.numatic.fr



**Numatic International
BV**

BeNeLux Distribution
Numatic International BV
Postbus 101
2400 AC Alphen aan den Rijn
NEDERLAND

Tel: 0172 467 999
Fax: 0172 467 970

www.numatic.nl



**Numatic International
GMBH**

Fränkische Straße 15-19,
30455 Hannover
DEUTSCHLAND

Tel: 05 11 98 42 16 0
Fax: 05 11 98 42 16 20

www.numatic.de



**Numatic International
Schweiz AG.**

Sihlbruggstraße 142
6340 Baar,
SCHWEIZ

Tel: 041 768 07 60
Fax: 041 768 07 69

www.numatic.ch



**Numatic International
ULDA**

Rua da Boa Viagem, n.º 177
4470-600 Moreira, Maia
PORTUGAL

Tel: 351 220 047 700

www.numatic.pt



**Numatic International
(Pty.) Ltd.**

16th & Pharmaceutical Roads,
Midrand, Gauteng, S.A. 1685.

Tel: 0861 686 284
Fax: 0861 686 329

www.numatic.co.za

